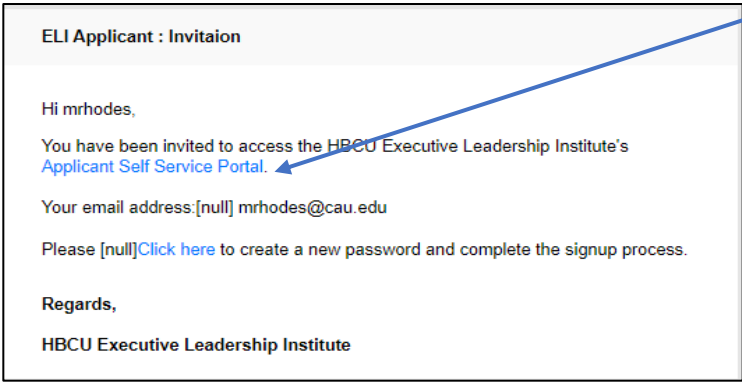
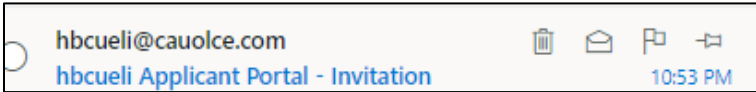


ELI Application

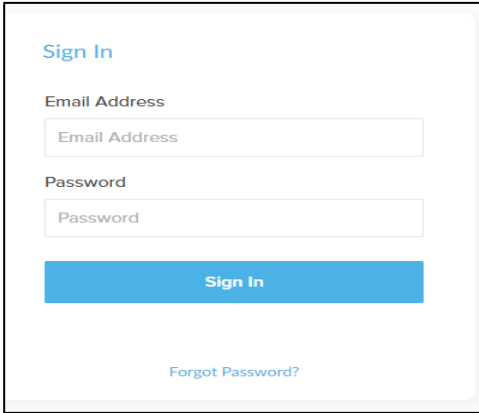


Instructions for Returning Applicants

Returning applicants can engage the portal by going back to original ELI invitation and click on link to log into account.



Click on Applicant self-service portal and log into account using email and password.



If you are unable to locate the ELI invitation email, use the link below to engage the system with your email and password. You can update your password if needed.

Login

<https://www.zoho.com/creator/login.html>